

Basic Handling Procedures for Disposable Gloves

Disposable gloves are a great personal protective equipment that will be more effective if basic handling procedures are strictly followed.



- Gloves should be considered as an extension of your own hands. Do not touch your face, food or personal items with your gloves.
- Always use new, clean gloves. Any glove that has been placed on the hand is considered used and should not be used.
- Latex gloves can cause an allergic reaction in some people, non-latex gloves may be preferred.
- Carefully remove and dispose of gloves after use.

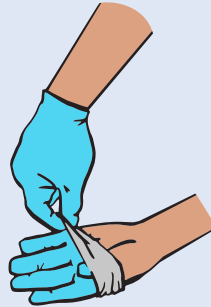
How to Remove Gloves to Avoid Self-Contamination

1



Grasp the outer surface of one glove near your wrist.

2



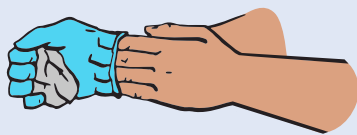
Carefully pull the glove inside out toward the fingertips without touching the exposed wrist.

3



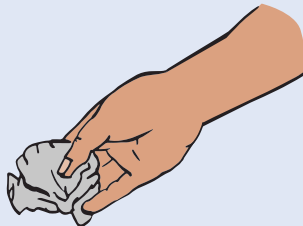
Hold the first glove in the palm of the still-gloved hand. Slip two ungloned fingers under the wrist of the remaining glove, making sure not to touch the outside surface of the glove.

4



Pull the glove inside out toward the fingertips, still holding the first glove inside the second.

5



Dispose of the gloves safely in a designated container.